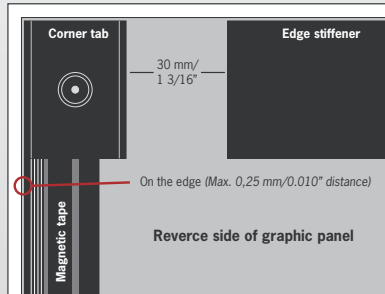



Attachments



1/ Mounting of Corner Tab


Corner tab to be fixed in all four corners (reverse side).



2/ Mounting of Magnetic Tape

Mount magnetic tape all along the two vertical sides of the graphic panel (reverse side).

Mount the striped edge of the tape **exactly on the edge** of the graphic panel (within 0,25mm/0.010") - but not beyond the edge.



3/ Mounting of Edge Stiffener

Edge stiffener to be fixed on the **top** and at the **bottom** of the graphic panels (reverse side).

The edge stiffener should be approximately 60 mm (2 3/8") shorter than the space between the corner tabs. Please cut to length as needed, then center and attach along the edge of the panel.



Application Techniques

To obtain optimum adhesion, the bonding surfaces must be clean, dry and well unified. Typical surface cleaning solvents are isopropyl alcohol/water mixture (rubbing alcohol) or heptane.

Note: Be sure to follow solvent manufacturer's precautions and directions for use when using solvents.

Printing material



It is very important that the panel is sufficiently stiff so that it does not crease or wrinkle, delivering the best possible look to your EGO display.

We recommend the following material:

For printing use:

Mark Bric Poster Paper, 180 g/m²

And for hot laminating:

Front side: 125 micron (0,125 mm/ 0.005") Mark Bric light Crystal
Reverse side: 250 micron (0,25mm/ 0.010") Mark Bric light Barrier "Stop Light"

The printed graphic panels must be laminated before use.

A hot laminate is mainly made of polyester and will therefore give the finished product a better stiffness than when using a cold laminate.



Mark Bric Display Corp.

North America

Tel. 800.742.6275 Fax 800.565.9506

E-mail: markbric@markbric.com

Mark Bric Display AB

Worldwide Headquarters

Tel. +46 (0)33 480 460 Fax +46 (0)33 480 470

E-mail: display@markbric.se

www.markbric.com

Graphic Panel Production



Mark Bric Display

EGO EXHIBIT

Width and Height of graphic panels

Height of graphic panels for EGO

	Height	Metric/Inches
■ Black rods & wings	1 section	1245 mm / 49.00"
	2 sections	2455 mm / 96.65"
	3 sections	3665 mm / 144.30"
	4 sections	4875 mm / 191.90"
	add section	1210 mm / 47.65"
■ Gold rods & wings	1 section	1160 mm / 45 11/16
	2 sections	2280 mm / 89 3/4
	3 sections	3400 mm / 133 7/8
	4 sections	4520 mm / 177 15/16
	add section	1120 mm / 44 1/8
■ Silver rods & wings	1 section	1005 mm / 39 3/4
	2 sections	1975 mm / 77 15/16
	3 sections	2945 mm / 116 1/8
	4 sections	3915 mm / 154 5/16
	add section	965 mm / 38 3/16
■ Pink rods & wings	1 section	721 mm / 28 3/8
	2 sections	1406 mm / 55 3/8
	3 sections	2091 mm / 82 5/16
	4 sections	2776 mm / 109 5/16
	add section	685 mm / 26 15/16
■ Green rods & wings	1 section	379 mm / 14 15/16
	2 section	722 mm / 28 7/16
	3 section	1065 mm / 41 15/16
	4 sections	1408 mm / 55 7/16
	add section	343 mm / 13 1/2
■ White rods & wings	1 section	255 mm / 10 1/16
	2 sections	474 mm / 18 11/16
	3 sections	693 mm / 27 5/16
	4 sections	912 mm / 35 7/8
	add section	219 mm / 8 5/8

Width of graphic panels – Wing to Wing

	Outer – Outer	Outer – Center	Center – Center
■ Black rods	Metric	1269 mm	1239 mm
	Inches	49.96"	48.78"
■ Gold rods	Metric	1179 mm	1149 mm
	Inches	46 7/16	45 1/4
■ Silver rods	Metric	1028 mm	998 mm
	Inches	40 1/2	39 5/16
■ Pink rods	Metric	744 mm	714 mm
	Inches	29 5/16	28 1/8
■ Blue rods	Metric	544 mm	514 mm
	Inches	21 7/16	20 1/4
■ Green rods	Metric	402 mm	372 mm
	Inches	15 13/16	14 5/8
■ White rods	Metric	278 mm	248 mm
	Inches	10 15/16	9 3/4
■ Purple rod, curved	Metric	836 mm	807 mm
	Inches	32 15/16	31 3/4
■ Lime rod, curved	Metric	660 mm	631 mm
	Inches	26.00"	24.85"
■ Brown rod, curved	Metric	894 mm	865 mm
	Inches	35.2"	34.05"



Width of graphic panels – Inner corner

	Outer – Outer	Outer – Center	Center – Center
■ Black rods	Metric	1207 mm	1177 mm
	Inches	47.52"	46.34"
■ Gold rods	Metric	1117 mm	1087 mm
	Inches	44	42 13/16
■ Silver rods	Metric	966 mm	936 mm
	Inches	38 1/16	36 7/8
■ Pink rods	Metric	682 mm	652 mm
	Inches	26 7/8	25 11/16
■ Blue rods	Metric	482 mm	452 mm
	Inches	19	17 13/16
■ Green rods	Metric	340 mm	310 mm
	Inches	13 3/8	12 3/16
■ White rods	Metric	216 mm	186 mm
	Inches	8 1/2	7 5/16
■ Purple rod, curved	Metric	778 mm	749 mm
	Inches	30 5/8	29 1/2
■ Lime rod, curved	Metric	602 mm	573 mm
	Inches	23.70"	22.55"
■ Brown rod, curved	Metric	836 mm	807 mm
	Inches	32 15/16	31 3/4

