
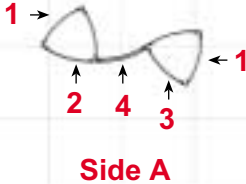
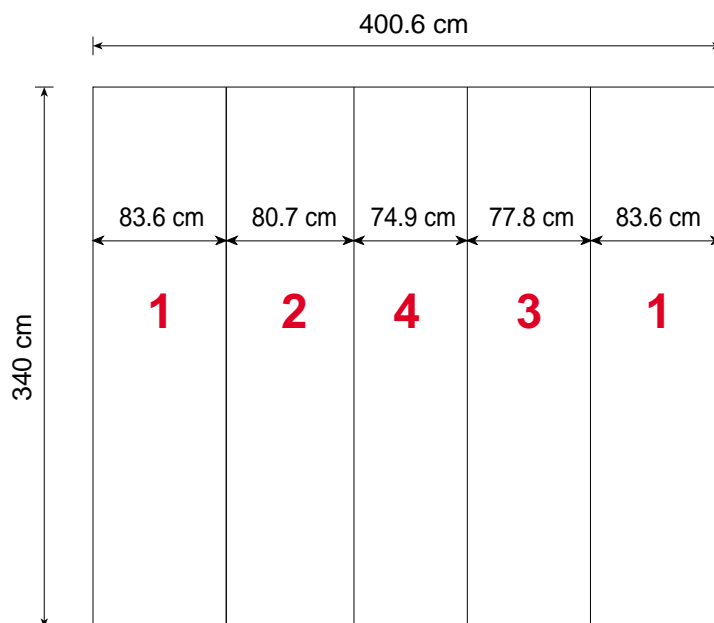



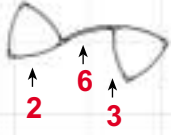
## Wall & Tower unit **shape W<sub>12</sub>** 340 cm

Top view	Tower unit shape W <sub>12</sub> 340 cm				
	panel no.	Quantity	Height		Width
 <p>Side A</p>	1	2	340 cm	83.6 cm	
	2	1	340 cm	80.7 cm	
	4	1	340 cm	74.9 cm	
	3	1	340 cm	77.8 cm	
<b>Total printing panels</b>		<b>5</b>			ItemNo. 8987

### Side A Panel Area: 13.5 m<sup>2</sup>



## Wall & Tower unit **shape W<sub>12</sub>** 340 cm

Top view	Tower unit <b>shape W<sub>12</sub></b> 340 cm				
	panel no.	Quantity	Height	Width	
 <p>Side B</p>	<b>2</b>	1	340 cm	80.7 cm	
	<b>6</b>	1	340 cm	71.6 cm	
	<b>3</b>	1	340 cm	77.8 cm	
<b>Total printing panels</b>		<b>3</b>			

ItemNo. 8987

### Side B Panel Area: 7.5 m<sup>2</sup>

