
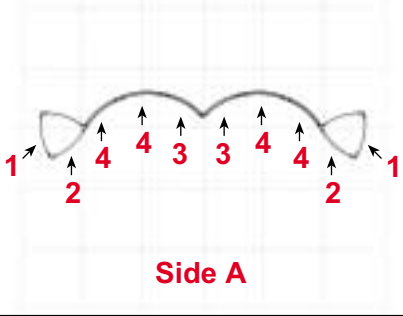


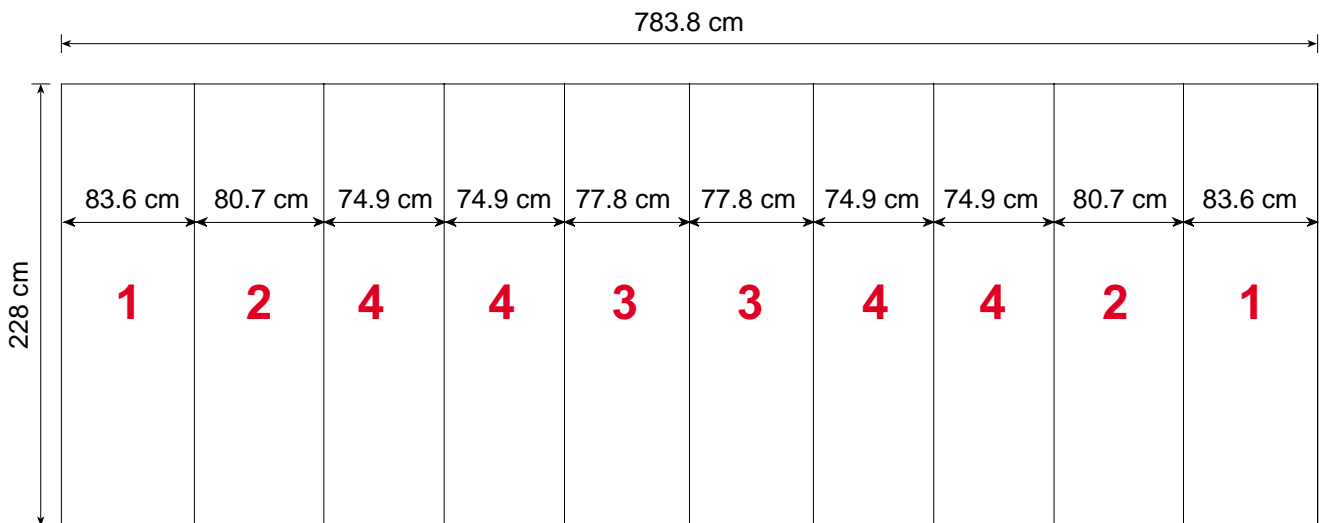


Measurement for printing & cutting of panels


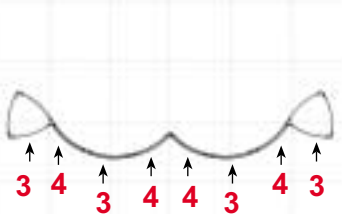
Wall & Tower unit **shape W₂** 230 cm

Top view	Tower unit shape W ₂ 230 cm				W ₂  Side A
	panel no.	Quantity	Height	Width	
 <p>Side A</p>	1	2	228 cm	83.6 cm	
	2	2	228 cm	80.7 cm	
	4	4	228 cm	74.9 cm	
	3	2	228 cm	77.8 cm	
Total printing panels	10				ItemNo. 8956

Side A Panel Area: 17.5 m²



Wall & Tower unit **shape W₂** 230 cm

Top view	Tower unit shape W₂ 230 cm			 Side B
	panel no.	Quantity	Height	
 Side B	4	4	228 cm	74.9 cm
	3	4	228 cm	77.8 cm
Total printing panels		8		

ItemNo. 8956

Side B Panel Area: 14 m²

