

### Keyboard table attachment

Item.no IS-80-TA03-N

**Complete with:**

1 top shelf, 1 bottom shelf  
2 posts, 2 T-box connectors  
and 4 feet

Can be used with the  
**Wave, Compact and  
Exhibit system.**



**Extra**  
Bag for Keyboard table  
Item IS-80-TB03



Screw in the 4 adjustable feet



Attach the bottom table to the system



Complete the posts



Attach the 2 T-box to the system



Attach the 2 posts and lock the bottom clamps.



Attach the table top and lock the top clamps



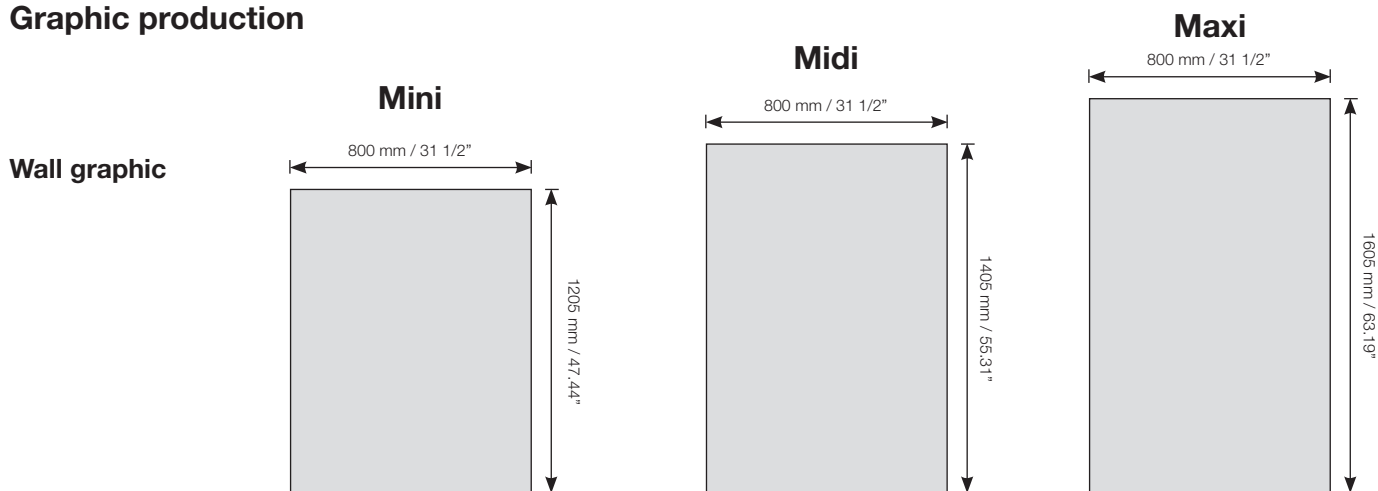
Mount the table graphic panel.



Mount the top graphic panel.



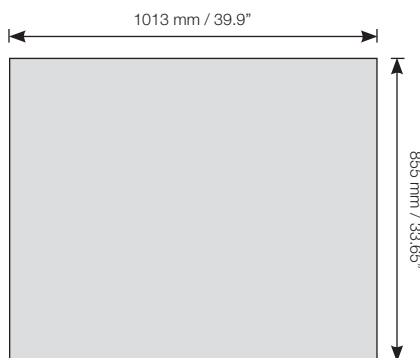
## Graphic production



## Keyboard graphic



A template for the graphic panel production can be downloaded at:  
[www.isoframe.com/counters/downloads](http://www.isoframe.com/counters/downloads)

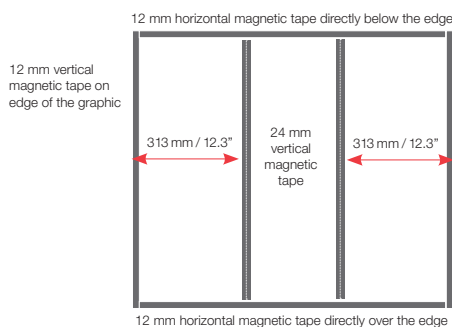
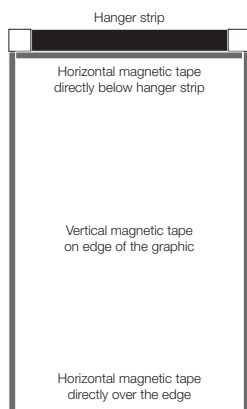


## Graphic panel attachments

### Accessories

**Kickers & Hangers**  
800 mm / 31 1/2" Item: IS-800-KHN

**Magnetic tape** (not incl.)  
12 mm / 0.5", Item: 82281  
24 mm / 1", Item: 82282



### Printer material

We recommend the following material:

**Poster paper:** 180 gr / 0.4 lb.  
*The printed graphic panels must be laminated before use.*  
Front side: 125 microns (0,125 mm) / 0.005" "deep crystal"  
Reverse side: 250 microns (0,250 mm) / 0.010" "stop light"

**Polyester film:** 330-370 microns (0,350 mm) / 0.013-0.015"  
Top laminate: 125 microns (0,125 mm) / 0.005" "deep crystal"

### Mounting of Hangers

Hangers to be fixed at the top of the wall graphic panel (reverse side).

### Mounting of Magnetic Tape

Magnetic tape to be fixed on the graphic panels. (See picture)

**IMPORTANT** Carefully mount the magnetic tape slightly inset from the edge of the graphic panel by approximately 0,25 mm / 0.010". Once mounted, a very thin straight white line should show between the edge of the graphic and the outside edge of the magnetic tape. Do not exceed 0,5 mm / 0.020".

### Application Techniques

To obtain optimum adhesion, the bonding surfaces must be well unified, clean and dry. Typical surface cleaning solvents are isopropyl alcohol/water mixture (rubbing alcohol) or heptane.

Note: Be sure to follow solvent manufacturer's precautions and directions for use when using solvents.